















Hampstead Heath Ponds Project

Education Project Report: Activity in July 2015

	Ahead of schedule
	On Schedule
	Slight Delay
	Behind Schedule

Area and target	Progress this month	Progress to date
Project Coordination	<p>The first two and a half weeks in July were very busy with school bookings and the Give it A Go Festival. However, with the end of the school term, everything quietened down. Our next progress report will be in two months time, covering both August and September 2015. This is due to the school summer holidays. August will be spent improving and developing sessions, planning marketing for next term and training.</p>	
Primary Programme 1000 pupils engaged through 34 sessions	<p>There has been only one Soil Scientists session during July. This was delivered to Chalgrove Primary School in Barnet. The feedback form received from the teacher was excellent, culminating in the comment:</p> <p>'Great Session- Thank you Susie!'</p> <p>Our primary school target has been one or two visits per month. The total target numbers so far are 210 Pupils visiting over 7 sessions. As you can see we have exceeded this. However, as secondary bookings increase the intention is to limit the number of primary bookings to our targets, particularly during busy periods, as secondary schools are our main focus.</p>	<p>Total number of primary sessions: 13 Total Number of children: 335</p> 
Secondary Programme 5000 pupils engaged through 167 sessions 3 schools with in depth involvement Engage with 420 pupils by British Science Week (BSW) activities	<p>Nine secondary sessions have taken place during July. This includes five Water Watch, three Aqua Architects and one Meet the Fleet. The schools we engaged with this month are UCL Academy, Highbury Grove School, St Andrew the Apostle Greek Orthodox School, Achland Burghley and Haverstock Community School. At nine sessions we matched the target number of sessions for July.</p> <p>The total target numbers so far are 1020 Pupils visiting over 34 sessions. As you can see this puts us behind target, particularly with the number of pupil visits. This is because we calculated the number of pupils using 30 as the average class size. Many groups have had significantly less than 30 students in their groups. We may look at our target figures and adjust them to take this into account.</p>	<p>Total Number of Secondary sessions: 28 Number of students: 684</p> 
Evaluation 70% of sessions evaluated 70% teachers believe learning objectives met 60% Teachers believe most students progressed their understanding 60% students increase their understanding of the impact of humans on the environment. 50% students increase their understanding of the Scientific, Geographical and/or social context of environmental issues 50% students increase intention to take positive action for the Heath or the environment	<p>During July we have again managed to increase the proportion of sessions that have been evaluated by teachers. We collected a couple from June, as well as those from July. We have had some problems chasing some forms, due to the end of term. We are still well above target for proportion of teacher who believe the learning objectives were met, and most students progressing their understand of the subject of the session.</p> <p>For secondary student evaluation we have again managed to evaluate 100% of sessions in July. We are currently exceeding our targets for students increasing their understanding of how humans can impact the environment and environmental issues. We are still behind on the proportion of students who feel that the session has made it more likely that they would do something good for Hampstead Heath or the environment. However, this has increase slightly compare to last month.</p>	<p>% of sessions evaluated by teacher: 59%</p>  <p>% of sessions evaluated by secondary students: 54%</p>  <p>% teachers believing LO Met: 96%</p>  <p>% Teachers believing most students made progress: 96%</p>  <p>% 2° Students with increase understanding of impact of humans on the environment: 71%</p>  <p>% 2° Students with increase understanding of environmental issues: 60%</p>  <p>% 2° Students with increased intention to take positive action: 39%</p> 
Educational Resources 250 HHPP education webpage hits 50 resource downloads	<p>During August the Pond Project Education Webpage will be updated. There has been an decrease in views during July. However, once update we will be promoting it even more, and hope that this will increase the number of views again.</p>	<p>Number of page views: 479 Number of unique page views: 403</p> 
Partnerships Develop three high profile partnerships for the project.	<p>This month we worked closely with the Hampstead Heath Education team, and the RSPB to deliver activities on 12th July for the Give it a Go Festival. We had a joint stand with the Education Team, on which we ran the mini dams challenge, and Pond discovery, in which children could identify freshwater creatures, and take part in water balloon races. We had some great verbal feedback from parents and children alike, and had a fairly steady stream of visitors to our stand during the festival.</p>	